



Drop-A-Note module - TRIAL Edition - for Joomla! 2.5
©2013-2018 INNATO BV - www.innato.nl
License - <http://www.gnu.org/licenses/gpl-2.0.html> GNU/GPL

A short message poster module for Joomla! 2.5

IMPORTANT NOTE ABOUT GENUINE SOFTWARE FROM INNATO

This software is only guaranteed being genuine and original if obtained/downloaded directly from Innato BV (www.innato.nl).

Any other source may (either unintentionally or willingly) provide you with software that has been modified to perform different, incomplete or additional tasks that you may not be aware of. Innato BV can never be held responsible, nor will be liable for any consequences that the use such software may have.

INTRODUCTORY REMARKS

You are advised to regularly check for updates (see below).

The module is native for Joomla! 1.6, 1.7 and 2.5.

Please post bugs on our forum on <http://www.innato.nl/forum.html> or email to webdesign@innato.nl

WHAT THIS MODULE DOES

This module displays scrolling short messages that have been posted on your website by the visitors of your website. The module is self-supporting, meaning that it does not rely on any other short message services like Twitter or Facebook. No 3rd party subscriptions, keys or APIs are required. This TRIAL Edition allows for anonymous posts only, there is no need for posters to have registered an account for the website. Registered users can only post anonymously.

ABOUT THE TRIAL EDITION

This TRIAL Edition is for evaluation only and offers limited options in comparison to the Premium and Business Editions.

The **Premium Edition** is the 'real thing' for a budget price and is the **minimum requirement** for providing a short messaging service on a production website and is available for download at a very affordable price.

You may be **disappointed** by the options included in this TRIAL edition. But remember... it's free! Please let's be fair. We have spent resources and numerous hours developing this module and our intent is to continue its development. Your purchase of the Premium or Business Edition will support the continuation of this project and you won't need to spend the same numerous hours to tweak the module to your liking, because that is what we have done for you already! Above this, the Premium Edition is available for download at a **very friendly price**, a very very friendly price indeed!

If this is not convincing enough, then look at the additional options that the Premium Edition offers, see below.

Basic install and setup instructions for Drop-A-Note module for Joomla! 2.5 - TRIAL Edition

This information is to be considered a basic guideline and is provided as is, without warranty. Your Joomla! installation and setup may be different from the basis for these instructions.

HOW TO CHECK FOR UPDATES

- Open the Drop-A-Note module manager screen via 'Extensions' / 'Module Manager'.
- Under "Module Description" in the panel at the left near the module logo, you will find the current version and a link to check for updates.

INSTALLATION AND UPDATING

Install or update via Joomla! back-end. Your settings will not be lost.

REQUIREMENTS

- Joomla! 1.6/1.7/2.5
- PHP 5.5 or higher

UPGRADING TO PREMIUM OR BUSINESS EDITION

Best practice is to uninstall the existing edition and re-install the new edition.

You may try to install the upgrade via Joomla! back-end, on top of your current install. Although the majority - if not all - of your settings will be kept, it is recommended to double-check them. Existing post links at the front-end may be broken.

UNINSTALLING

Uninstall via Joomla! back-end. All existing post records will be deleted.

BASIC OPTIONS

NEW POST EMAIL ACTIVATION

If set to 'Yes', an email containing an activation link will be sent to posters. Message will be published after having been activated.

If set to 'No', messages will be published immediately (**not recommended**).

Messages cannot be edited.

The Premium and Business Editions include the configuration of these settings.

Super Users can delete posts when they are logged into the front-end.

ACTIVATION DEADLINE

Applies only when email activation has been enabled. Within what time span after submission must a new post be activated. If this deadline expires, the post will be removed from the database and cannot any longer be activated.

POST LIFETIME

Select for how long a message will remain published.

LOAD JQUERY

Shall the jQuery script be loaded by the module? Change this setting if the module is not working properly (for example the scroll speed is not responding to the configured setting), or if there is a conflict with other extensions.

STYLING OPTIONS

Configures module size, scrolling properties, font and background colours.

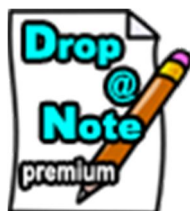
ABOUT COOKIES

The Drop-A-Note TRIAL Edition does not use cookies.

07-Apr-2018

Innato BV

The following pages describe the additional functionalities and options of the Premium and Business Editions.



The Premium Edition of this module offers many additional functions and configuration options and can be downloaded at a very favourable price. The additional options of the Premium Edition are summarised below.

PREMIUM EDITION - BASIC OPTIONS

ALLOWED POSTERS

Select what kind of visitors are allowed to post messages: anonymous or registered visitors, or both.

NEW POST EMAIL ACTIVATION

An activation link is sent to anonymous posters only (these are website visitors that have not registered an account for your website). The message will be published after it has been activated. If disabled, anonymous messages will be published immediately.

GUEST MAY POST BY USING A SHORTCODE

For following posts, anonymous visitors can choose to enter the email address plus a personal shortcode, thus avoiding email activation and having their new messages published immediately.

PRIVATE NOTES

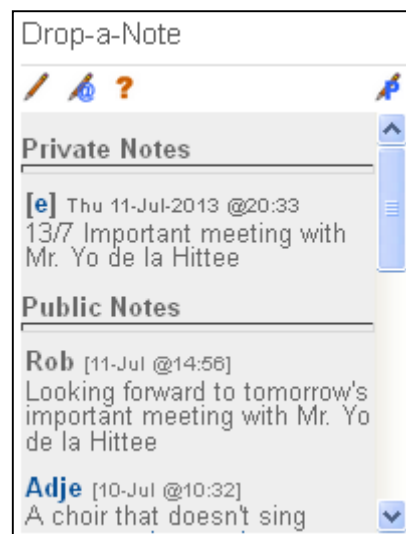
Private Notes are short messages that can only be viewed by the device from where they have been posted and by visiting the website where they have been posted. They are like 'scribbles', reminders or 'to-dos' on a personal note pad.

Just like regular posts, private notes have a limited lifetime, i.e. they expire. However with private notes, the expiry is set by the poster, not by the website's admin.

Private Notes are neither stored in the website's database, nor anywhere else on the website's server. Instead, they reside solely on the posting device as an encrypted cookie and therefore, they do not impose an additional load on the website's storage capacity.

The lifetime of a Private Notes is set by its poster, either by duration (e.g. 2 days) or by expiry date (e.g. 20-Sep-2014).

As Private Notes are stored as cookies, the posting device must have cookies enabled to post and access these messages. If cookies are removed from the device, the private note(s) will be lost beyond recovery.



Tip: Install the Drop-a-Note module - with Private Notes enabled - and make this your startup website of your browser. You will always be reminded what you have planned for today.

ALLOW NEW POST EDIT

A poster may edit his/her own submissions until the "post edit time" has expired (see below).

POST EDIT TIME

Until how long after a post has been submitted can it be edited?

ADMIN CAN DELETE POSTS

Allow super users and/or administrators to delete posts.

MAX CHARACTERS IN POST

Maximum number of characters that a message may have.

POST EXPIRY ACTION

Select whether expired messages shall be deleted from the database or just be unpublished.

PREMIUM EDITION - ADVANCED OPTIONS**MAKE URLS CLICKABLE**

If enabled, a website link that has been entered as part of the message content (e.g. *http://www.domain.tld*) is shown as a clickable web link. When the link is clicked, the website is opened in a new window. If disabled, a website link is shown in full as plain text.

URL TRUNCATE LENGTH

The displayed URL in the message text will be truncated to this character count. The link itself will remain fully functional.

TAG TRUNCATE LENGTH

Tags (# and @) in the message text will be truncated to this character count. Links - if enabled - will remain fully functional.

LINK # TAGGED WORDS

Words starting with a hash tag (#) are converted into clickable web links. Useful when, for example, linking to Twitter groups.

LINK @ TAGGED WORDS

Words starting with an @ tag are converted into clickable web links. Useful when, for example, linking to Twitter profiles.



The Business Edition offers executive functions and configuration options. The additional options of the Business Edition are summarised below.

BUSINESS EDITION - BASIC OPTIONS

GUEST AUTHENTICATION

While registered visitors must always authenticate themselves by their username and password before publishing a post, you have a choice between four options for the authentication of non-registered (anonymous) visitors:

- *'email'*: a valid and working email address is required. If post email activation is enabled, this email address will be used to send the activation link that will publish the submitted post.
- *'personal code suffixed'*: a self-chosen (self-composed) personal code is required. The personal code must be followed by a '#' character plus a suffix code which is configured by the administrator.
- *'personal code'*: a self-chosen (self-composed) personal code is required. No suffix code required.
- *'none'*: no authentication required.

Drop @ Note
Short Message Poster
= Guests =

Nickname * ⓘ

Personal code * ⓘ

Again personal code *

Optional Web link (start with http(s):// or ftp(s)://)

Your Note * (will be published immediately)

160 characters remaining

[Create an account](#)

POST MODERATION

Option to have new posts moderated before being published. User groups can be assigned as moderator. Moderators and post submitters are informed by email. Moderation can be enabled for anonymous or registered posts only or for both.

ALLOW IMAGE UPLOAD

Registered and/or anonymous visitors can be allowed to upload image files. Uploaded images are displayed in the post as clickable thumbnails that will expand to the full image. Anonymous posters can upload an image file only after having activated the post and by editing the post. Registered users can upload an image file straight away when submitting the post..



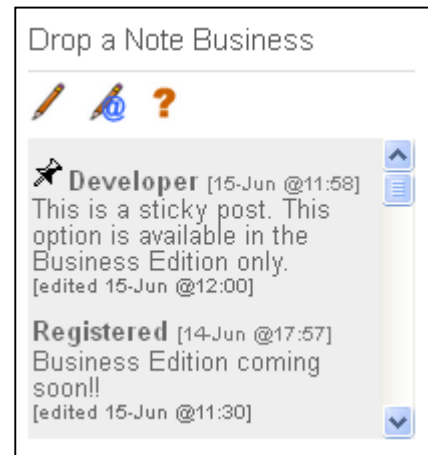
ADMIN CAN EDIT POSTS

When enabled, super user(s) and/or administrators will be able to edit all posts and make posts sticky when logged into the website front-end.

ALLOW STICKY POSTS

Sticky posts are messages that are always either at the top or at the bottom of the displayed list.

Only admin editors can make posts sticky. The sticky post position can be set in three ways: all at the top, all at the bottom, or individually assigned to a post.



BUSINESS EDITION - ADVANCED OPTIONS

NEW POST NOTIFICATION

Option to notify super users and/or administrators by email about newly published posts. Configurable to include all new posts or only anonymous posts.

FLOODING PROTECTION

The Premium Edition already includes certain precautions to prevent overly frequent repeated requests to the module's software, but these are not configurable.

This option sets the minimum required time between two consecutive anonymous posts. Posts within a shorter period are not possible. The requestor will be informed about the remaining waiting time.

DISABLE CURRENT EDIT LINKS

Each post submitter receives a personal token to enable post editing.

Setting this option to 'yes' will renew the token code, so that all tokens issued so far will no longer be valid and past posts can no longer be edited. New posts will be assigned to the new token code and can be edited.